

ART. XVII.—*Some New Australian Cicadidae.*

BY HOWARD ASHTON.

(With Plates XLIX-LI.)

[Read 14th September, 1911.]

For most of the material from which the following new species of *Cicadidae* are described, I have to thank Mr. F. P. Dodd (Queensland) and Mr. H. Elgner, of the same State. Amongst them it will be noticed is a new species of *Cyclochila* from Queensland, and also a species of *Prasia*, a genus so far unrecorded in Australia, though common in New Guinea. I have had some difficulty in deciding upon the generic determination of *Psaltoda pulchra*, as it has strong affinities with *Thopha* in the structure of the head and the proportions of the tegmina and wings. The abdomen, however, is unadorned with the sacs which hide the tympana in the division *Thopharia*, so I have placed the species tentatively in the genus *Psaltoda*. The types of all these species are in my collection.

Sub-family CICADINÆ.

Division *Cyclochilaria*.

Cyclochila laticosta, sp. nov.

Similar in colour and size to *C. australasiae*, Donovan, from which it differs chiefly in the immense breadth of the tegminal costal membrane, which is as wide as the radial area. The front is far less prominent than in Donovan's species, the membranous margins of the tegmina and wings very much narrower, the opercula broader, not sinuate on the exterior margins and more obtusely rounded posteriorly.

Long. (excluding tegmina) — ♂ 44 ♀ 41 mm.; exp. teg. ♂ 125 ♀ 122 mm.

Hab.—Queensland (Evelyn Scrub), Mr. F. P. Dodd.

Psaltoda pulchra, sp. nov.

♂ Head, pro-and mesothorax olivaceous-green. Head with a broad black fascia between eyes, and including region of ocelli, another black fascia across base of front. Pronotum with sulci, anterior border of posterior margin, and spot before centre of same, black. Mesonotum with two central anterior ochraceous obconical spots margined with black, on each side a small marginal spot and a long sublateral fascia (extending to anterior angles of cruciform elevation), a median slender fascia, and two black spots within anterior angles of cruciform elevation, black. Cruciform elevation chocolate brown. Abdomen with lateral areas and posterior segmental margins covered with silvery hairs, the first two segments and tympanal coverings greenish, a broad black fascia running between these two segments and behind the tympanal covers, and a rounded spot on each lateral margin of second segment, black. Remaining segments chocolate-brown, broadly margined with black posteriorly. Tegmina hyaline, talc-like, venation chocolate brown, costal membrane and longitudinal veins and basal vein to lower ulnar area green, veins at bases of first and second apical areas, apices of longitudinal veins to all the apical areas, exterior membranous margin and tips of tegmina infuscated. Wings hyaline, talc-like, venation chocolate-brown, abdominal area tinged with deep, rich orange, exterior membranous margin darkly infuscate. Head, thorax, legs and opercula beneath greenish. A broad fascia from face to eyes, central sulcus and transverse striae to face, soxae beneath, stripes to femora and bases of tarsi, median line and tip of rostrum, black. Abdomen beneath transparent ochraceous, posterior margin of first segment broadly black. Rostrum reaching apices of posterior coxae, opercula overlapping internally.

Long.—(excl. teg.) 49 mm.; exp. teg. 140 mm.

Hab.—Queensland (Evelyn Scrub).

Psaltoda fumipennis, sp. nov.

♂ Head, pronotum and mesonotum olivaceous-green. Head with eyes black, front and broad fascia across vertex, black. Pronotum with anterior margin, sulci, anterior border

of posterior margin and spot on anterior angles of lateral margins, black. Mesonotum with two anterior central inwardly curved fasciae, between which is a fine longitudinal median fascia, and outside of which, on each side, is a small obconical anterior spot, and a series of four small spots along the anterior concavity of cruciform elevation, black. Abdomen brownish-ochraceous, anterior and posterior margin of first segment finely black, posterior margins of remaining segments fuscous. Tegmina and wings hyaline, talc-like, costa and venation fuscous, veins at bases of second and third tegminal apical areas broadly infusate, tips of tegmina and wings strongly tinged with fuscous. Head beneath, sternum and legs, pale green, narrow fasciae between base of face and eyes black, rostrum, tibiae and tarsi brownish, opercula ochraceous, abdomen beneath luteous, translucent. Rostrum barely reaches posterior coxae. Head, including eyes, a little broader than base of mesonotum, front broad, not prominent. Abdomen above considerably longer than space between apex of front and base of cruciform elevation. Opercula obtusely rounded posteriorly, overlapping internally.

Long.—(excl. teg.) 32 mm.; exp. teg., 86 mm.

Hab.—Port Darwin (?). Mr. F. P. Dodd.

This species may be easily recognised by fuscous tips to tegmina and wings.

Division *Cicadaria*.

Macrotristria doddi, sp. nov.

♂ Head ochraceous, area of ocelli, with short fasciae reaching half-way to eyes, black. Pronotum light castaneous, two black spots before centre of posterior margin; central fascia, broadened anteriorly, and posterior margin, ochraceous. Mesonotum ochraceous, two longitudinal central fasciae (which meet a lateral fascia in front of cruciform elevation), black, on each side a large anterior marginal black spot, and a broad suffusion about it castaneous. Cruciform elevation fuscous. Abdomen piceous, thickly greyishly pilose. Tegmina and wings hyaline, venation reddish fuscous, veins at bases of second, third,

fourth, fifth and seventh tegminal apical areas infuscated, and a series of fuscous submarginal spots on apices of longitudinal veins to all apical areas. Basal membranes of tegmina and wings pale green. Head beneath ochraceous, face castaneous, broad black fascia from face to eyes. Sternum and opercula ochraceous, legs pale castaneous, tarsi darker, rostrum pale castaneous, tip piceous. Abdomen beneath ochraceous, lateral margins, a narrow central longitudinal fascia, greater portion of disc of apical segment and anal appendage shining piceous. Rostrum just passing apices of posterior coxae, opercula reniform, broadly posteriorly rounded, and overlapping internally.

Long.—(excl. teg.), 33 mm.; exp., 94 mm.

Hab.—Port Darwin (Mr. F. P. Dodd.)

Sub-family TIBICININAE.

Division *Chlorocystaria*.

Owra, gen. nov.

♀ Head, including eyes, broader than base of mesonotum, front broader than half the space between eyes, not prominent, ocelli equidistant from eyes and from one another. Pronotum rather longer than head, lateral angles almost as broad as eyes. Mesonotum a little shorter than pronotum and head together, abdomen about as long as thorax and head together. Rostrum reaching bases of lined coxae. Tegmina and wings hyaline. Tegmina with no membranous margin, ulnar areas somewhat reticulate, nine apical areas. Wings with five apical areas, and narrow membranous margin.

Type —*O. insignis*.

Owra insignis, sp. nov.

♀ Head, pro- and mesonotum green, eyes piceous, abdomen ochraceous. Tegmina hyaline, costal membrane rufous, broadened at apex, post-costal area transparent and somewhat cell-like, remaining venation of tegmina and wings piceous, basal membranes of tegmina rufous. Head beneath green, sternum anteriorly green, shading posteriorly to ochraceous, abdomen ochraceous, legs ochraceous, tarsi reddish.

Long.—(excl. teg.), 12 mm.; exp. teg., 37 mm.

Hab.—Queensland. (Mr. F. P. Dodd.)

Thaumastopsaltria glauca, sp. nov.

♂ Body light greyish-green, eyes brown. Tegmina hyaline with pale green tinge and green neuration. Apical cells very long, 13 in number. Wings similar in colour, with 7 apical areas, very long. Body below inclining to yellowish. Rostrum just passes intermediate coxae; opercula obsolete; abdomen in ♂ moderately inflated, and laterally depressed more than twice as long as head and thorax together.

Long.—(excl. teg.), ♂ 26, ♀ 20 min., exp. teg., ♂ ♀ 55 min.

Hab.—North Queensland (Cape York). Mr. H. Elgner.

Division *Melampsaltraria*.

Melampsalta brevis, sp. nov.

♂ Head above black, with greenish yellow spot behind ocelli and yellow central longitudinal stripe to front. Pronotum light castaneous, anterior and posterior borders and central longitudinal fascia (enclosed by two black stripes amplified anteriorly and posteriorly), ochraceous, lateral margins inwardly black. Mesonotum centrally ochraceous, laterally castaneous, the ochraceous portion containing two central anteriorly contiguous obconical spots, joined posteriorly to two triangulate spots before cruciform elevation, and disc of cruciform elevation, black. The castaneous lateral portions containing each a black fascia outwardly concave, and a sublateral anterior marginal spot, black. Abdomen with basal and second segment stramineous, a spot behind cruciform elevation, and short transverse fascia on posterior margin, basal segment black, remaining segments castaneous with posterior margins black. Tegmina and wings hyaline, basal membranes red, venation fuscous, costal area ochraceous. Head beneath black, face fuscous, lateral striae black, margins of face ochraceous. Sternum, legs and opercula greyish ochraceous, legs streaked to piceous. Abdomen ochraceous, obsolete central fuscous longi-

tudinal fasciae. Rostrum reaching posterior coxae. Opercula rectangular, meeting internally, a piceous spot on abdominal segment above outer angle. Head (excluding eyes) twice as broad as long, front not prominent, including eyes broader than base of mesonotum. Pronotum as long as mesonotum (excluding cruciform elevation). Abdomen very short, equal in length to pro- and mesonotum together, first two segments equal in length to all of the rest.

Long.—(excl. teg.), 12 mm.; exp. teg., 46 mm.

Hab.—North Queensland, Cape York. (Mr. H. Elgner.)

Remarkable for the extreme shortness of the abdomen.

Melampsalta viridis, sp. nov.

♂ Body above green, beneath green, inclining to yellow, eyes pale brownish. Tegmina and wings hyaline, talc-like, venation on basal third green, thence becoming fuscous. The only markings are two small black spots, one on each side of the anal appendage. Pronotum and head deeply centrally sulcate, rostrum reaching intermediate coxae, opercula lunate, much narrower than abdominal orifices, curved inwardly.

Long.—(excl. teg.), 13 mm.; exp. teg., 31 mm.

Hab.—Queensland (?) Mr. F. P. Dodd.

Allied to *M. sulcata*, Dist., with the same narrow crescent-shaped opercula, but differing in the shorter tegmina, as well as in colour. *M. froggatti*, Dist., and *M. capistrata*, Ashton, have similar curiously shaped opercula.

Melampsalta crucifera, sp. nov.

♀ Body above ochraceous. Head with oblique black fasciae to front, joining with fasciae on vertex towards eyes, at inner angles of which the fasciae turn inwardly, the whole series forming a square interrupted by the two posterior ocelli. From these two ocelli run two slender fasciae forward through the third ocellus, and continuing on to near base of front, forming a cross of which the anterior ocellus is the centre. Pronotum with two broken central longitudinal fasciae and irregular markings to incisures, anterior border of posterior margin

brokenly edged with black. Mesonotum with two central anterior contiguous black obconical spots, on each side a larger obconical spot, obsolete, two small spots before anterior angles of cruciform elevation, black. Tegmina hyaline, talc-like, venation basally reddish ochraceous, apically fuscous, wings similar. Abdomen with a central black longitudinal fascia along dorsal ridge, and a fuscous fascia along each lateral margin, a black stripe on each side of anal segment and ovipositor, which is very long, black. Head beneath, with four black spots, two on face and one on each side near base of antennae. Anterior coxae and femora spotted with black, central longitudinal abdominal fascia also black.

Long.—(excl. teg. and incl. ovipositor), 18 mm.; exp. teg., 40 mm.

Hab.—Queensland (?). Mr. F. P. Dodd.

Allied to *M. binotata*, God. and Frogg., but differing in the longer and uncoloured tegmina and the distinct yellow colouration.

Pauropsalta elgneri, sp. nov.

♂ Head greyish yellow, region of ocelli black, pilose. Pronotum very light ferruginous, margins and central longitudinal fascia pale greenish ochraceous. Spot on centre of posterior margin and incisures brokenly black. Mesonotum greyish ochraceous, two central anterior obconical spots black, two outer longer fasciae light castaneous, with bases and tips black. Tegmina and wings hyaline, talc-like, venation reddish at base, and fuscous towards apex, anal apex of wings infuscated. Abdomen reddish-yellow, greyishly pilose, base of anal appendage broadly black. Body beneath ochraceous, head and sternum thickly greyishly pilose, face piceous, anterior coxae and femora streaked with fuscous. Opercula narrow, directed strongly inwards, apices sub-acutely convex.

Long.—(excl. teg.), 19 mm.; exp. teg., 53 mm.

Hab.—Queensland, Cape York. (Mr. H. Elgner.)

This species is somewhat allied to *P. melanopygia*, Germ. It differs in the longer and narrower tegmina, the narrower opercula and the laterally depressed abdomen.

Pauropsalta subolivacea, sp. nov.

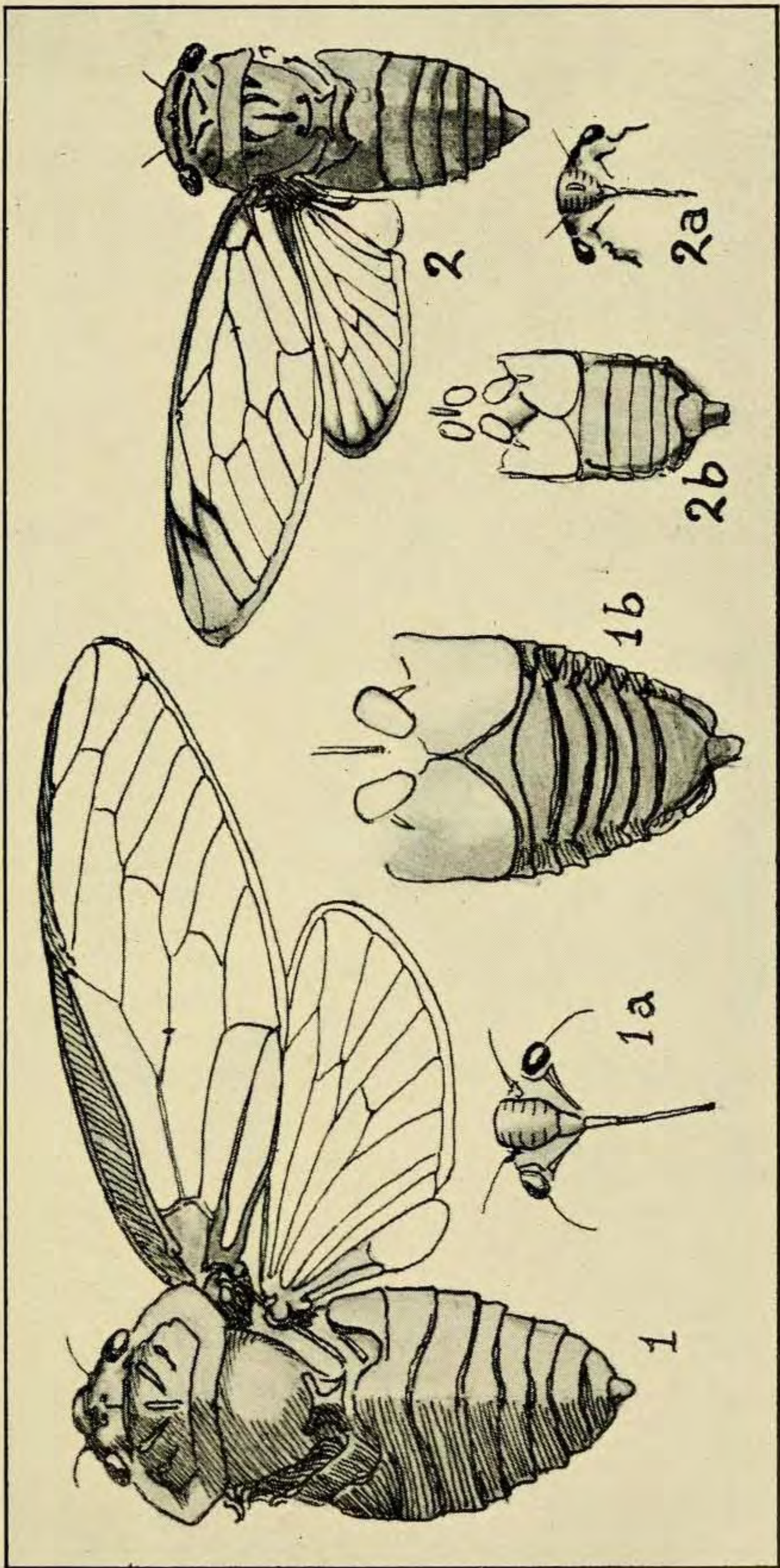
♂ Head black, pilose, eyes fuscous. Pronotum testaceous, a central black fascia dilated anteriorly and posteriorly (enclosing a pale central stripe). Some spots about the incisures black, posterior margin very narrow, ochraceous. Mesonotum testaceous, two central obconical spots on anterior margin cruciform elevation sordid pale fuscous. Abdomen testaceous, pilose, segments with basal margins black, apex of first and second segment narrowly ochraceous, lateral margins suffused with greenish olive. Body beneath yellow, suffused on legs, opercula and lateral margins of abdomen with greenish olive. Tegmina and wings hyaline, costa dull ochraceous margined with black, interior venation black, apical paler. Head, excluding eyes, as broad as long, front much produced, vertical margins continuous. Pronotum as wide as head, and as long. Mesonotum as broad as pronotum, and, from base of cruciform elevation, as long as pronotum and head together. Abdomen long, slender, tapering, as long as head and thorax.

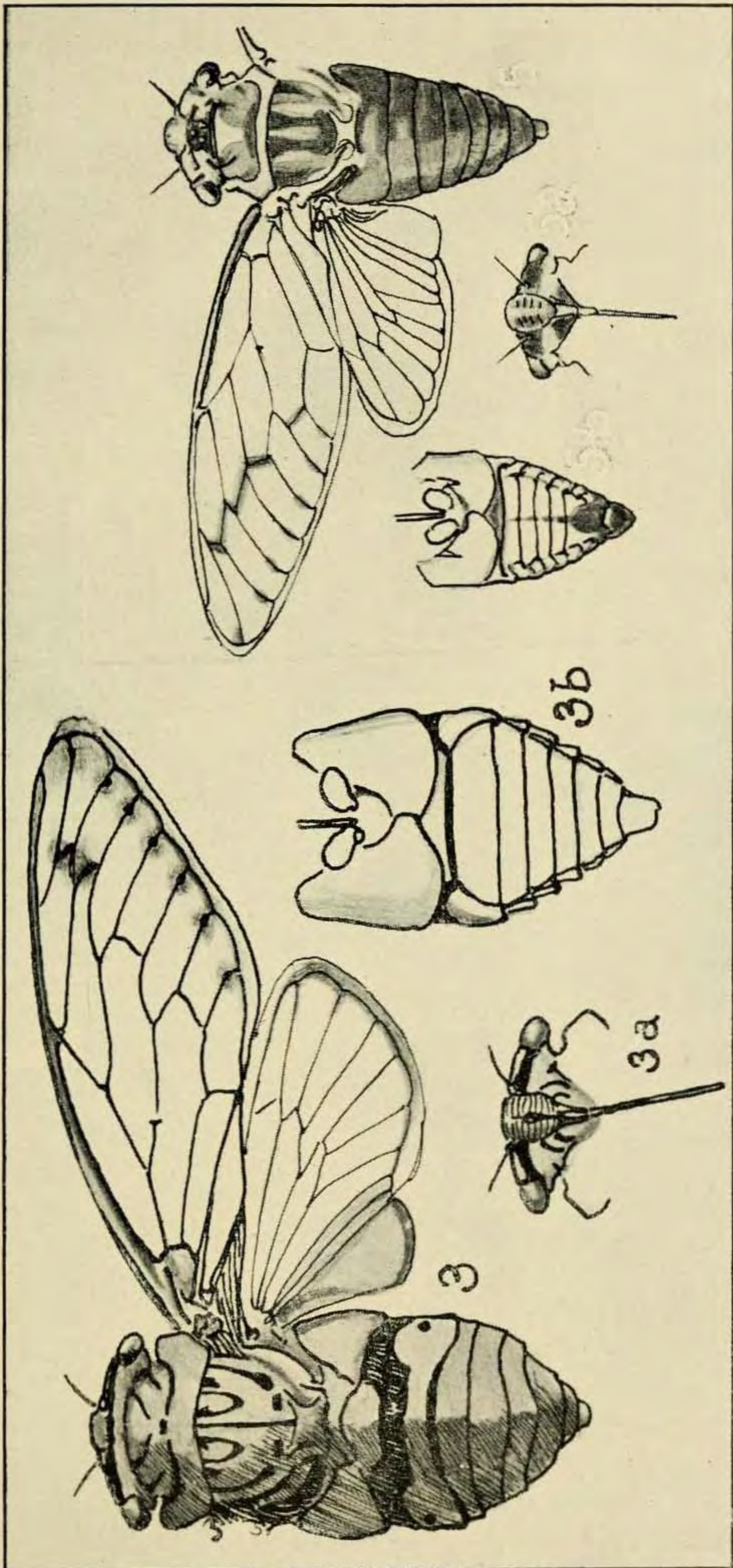
Long.—(excl. teg.), 14 mm.; exp. teg., 38 mm.

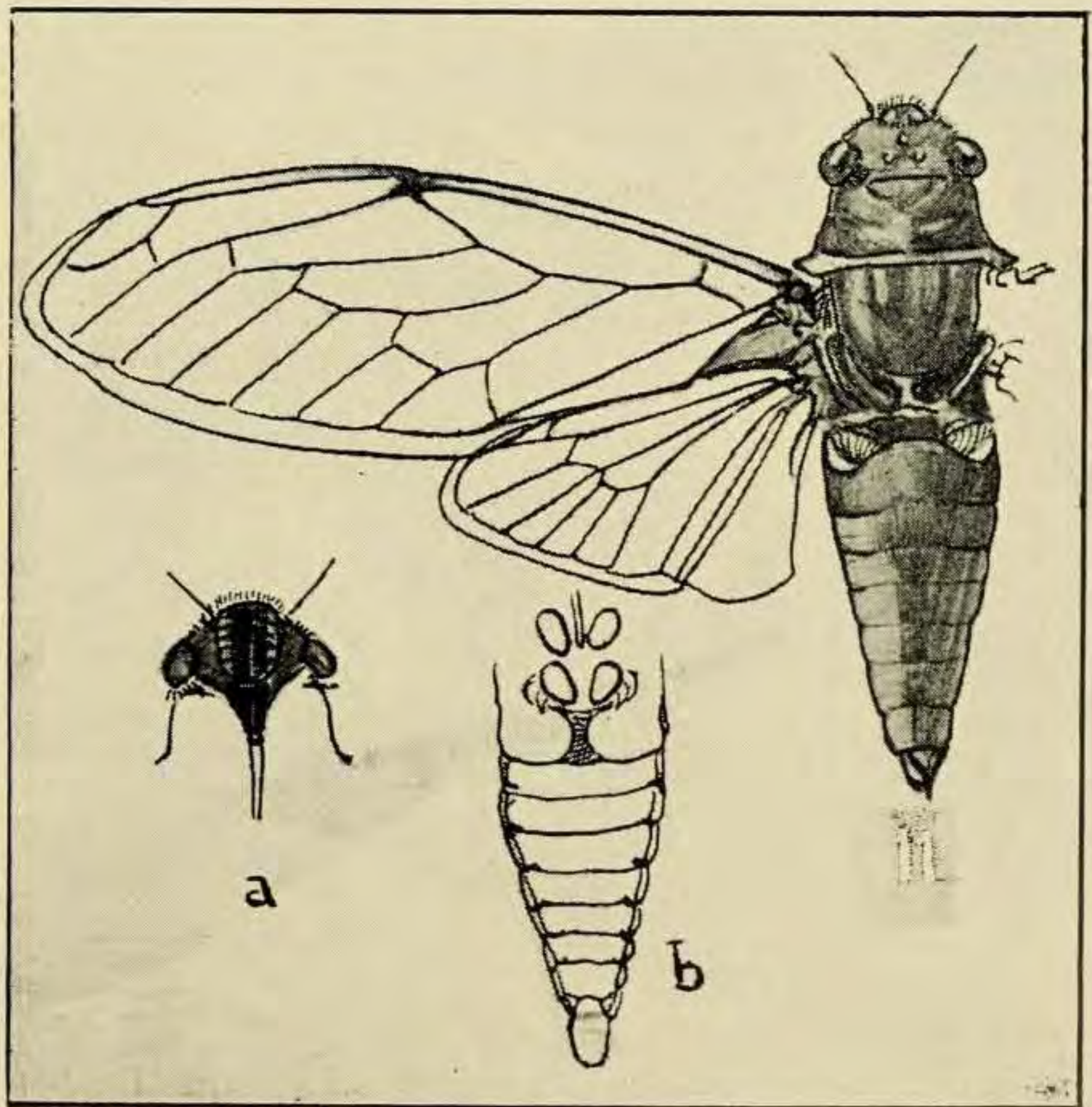
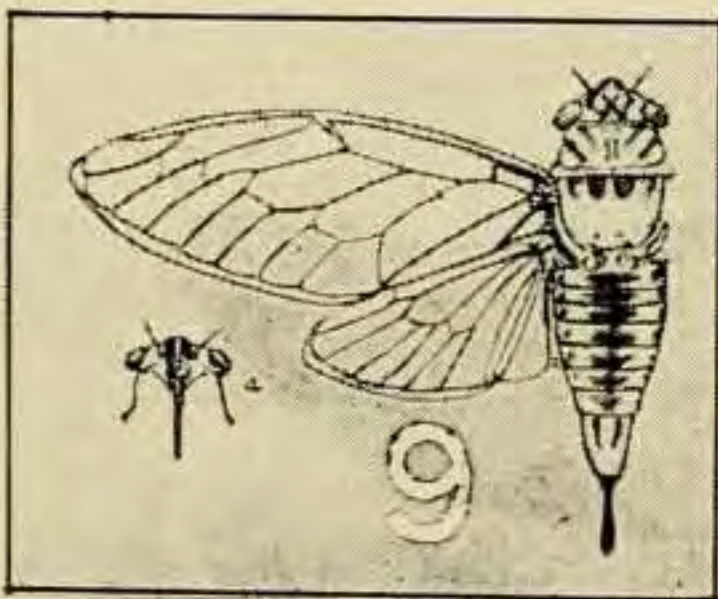
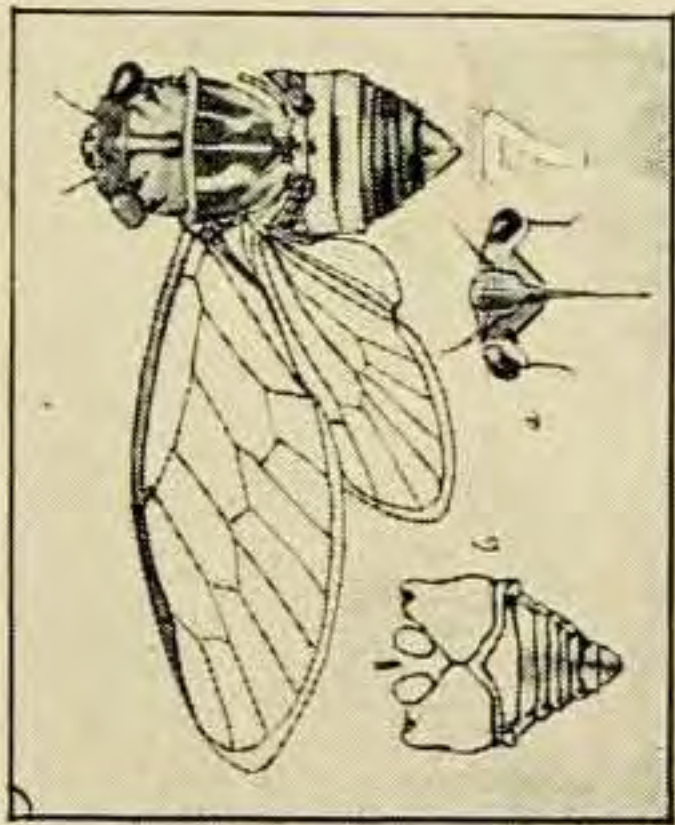
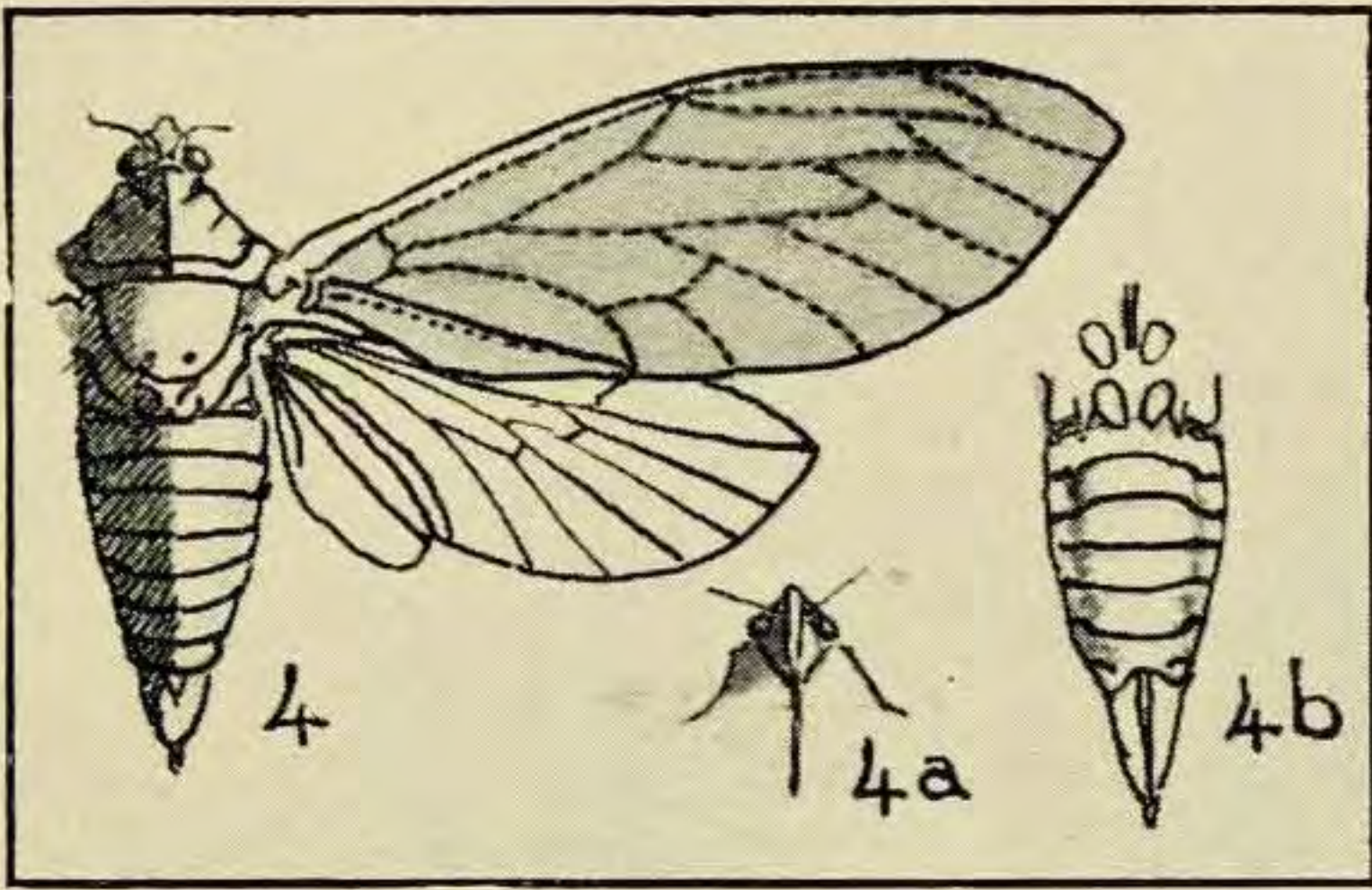
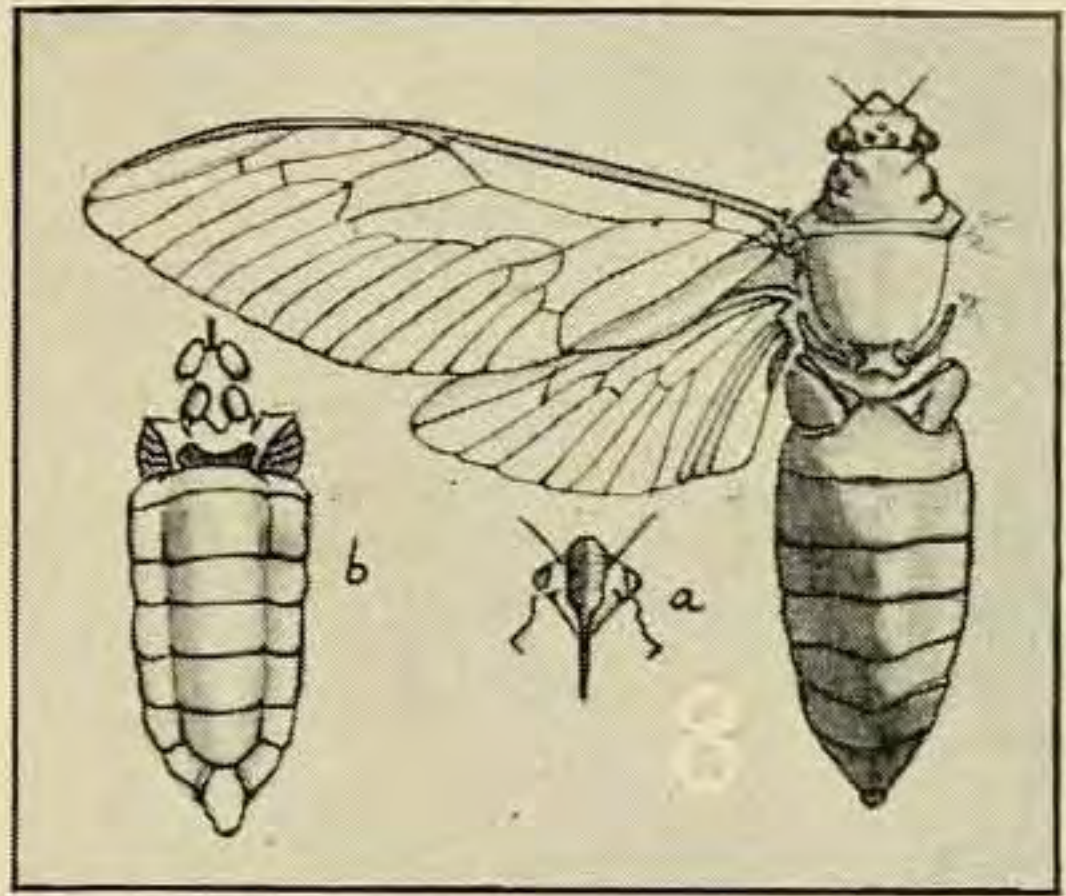
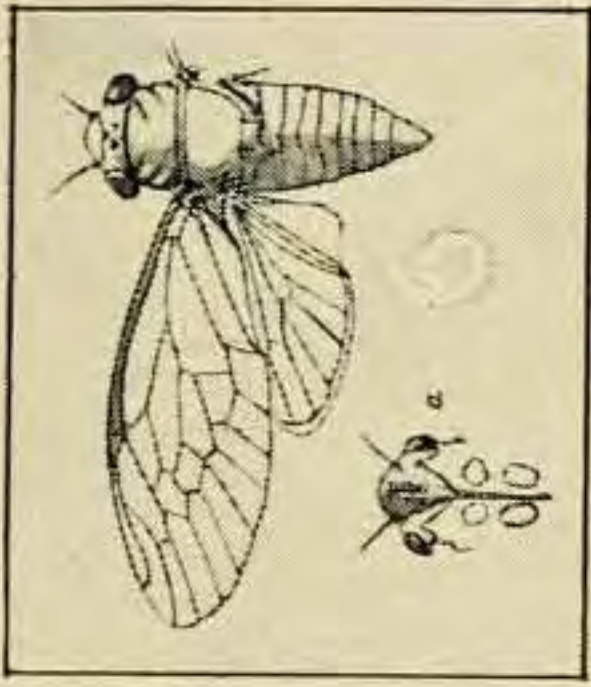
Hab.—New South Wales.

Division *Hemidictyaria*.*Prasia vitticollis*, sp. nov.

♀ Body pale fuscous yellow. Eyes brown, front and anterior margins of vortex of head tinged with dull green, central sulcus from between ocelli to base of pronotum dull piceous, two spots before cruciform elevation and central longitudinal line to same piceous, obsolete piceous suffusions to base of anal segment, and ovipositor also piceous. Body beneath pale fuscous yellow, face tinged with piceous anteriorly, sternal margins tinged with dull green, apices and bases of tibiae and tarsi and apex of rostrum spotted with piceous. Tegmina opaque, venation ochraceous to fuscous, closely spotted with darker colour. Wings somewhat milky, venation very pale fuscous. Head strongly produced, longer than breadth between eyes. Pronotum more than twice as broad at base as anteriorly,







lateral margins posteriorly amplified and rounded. Mesonotum (including cruciform elevation) equal in length to head and pronotum together, abdomen longer than space between base of cruciform elevation and apex of front. Face very prominent and very thin, not at all globose, narrowly centrally sulcate and faintly laterally striate, rostrum reaching intermediate coxae, two very long spines, besides posterior coxae.

Long.—(excl. teg.), 28 mm.; exp. teg., 88 mm.

Hab.—Queensland (?). Mr. F. P. Dodd.

EXPLANATION OF PLATES.

PLATE XLIX.

- Fig. 1, a, b.—*Cyclochila laticosta*.
 2, a, b.—*Psaltoda fumipennis*.

PLATE L.

- 3, a, b.—*Psaltoda pulchra*.
 5, a, b.—*Macrotristria doddi*.

PLATE LI.

- 4, a, b.—*Prasia vitticollis*.
 6, a.—*Owra insignis*.
 7, a, b.—*Melampsalta brevis*.
 8, a, b.—*Thaumastopsaltria glauca*.
 9, a.—*Melampsalta crucifera*.
 10, a, b.—*Pauropsalta elgneri*.
 11, a, b.—*Pauropsalta subolivacea* × $\frac{3}{2}$.